

# Improvement of the Microalgae Harvest by the “Foaming-Scumming” Function of an Airlift Column

Djimako Bongo<sup>1\*</sup>, Nekoulnag Clarice<sup>2</sup>, Jean-Mari Mbailao Mbaiguinam<sup>2</sup>, Alexis Mouangue Naminina<sup>1</sup>, Jean-Yves Champagne<sup>3</sup>, Salif Gaye<sup>4</sup>

<sup>1</sup>National Institute of Science and Technology of Abeché, Abeché, Chad

<sup>2</sup>Faculty of Exact and Applied Sciences, University of N'Djamena, N'Djamena, Chad

<sup>3</sup>Laboratory of Fluid Mechanics and Acoustics INSA-Lyon, Lyon, France

<sup>4</sup>LME Materials and Energetics Laboratory, University Institute of Technology, Thiès, Senegal

Email: \*djimako.b5@gmail.com

**How to cite this paper:** Bongo, D., Clarice, N., Mbaiguinam, J.-M.M., Naminina, A.M., Champagne, J.-Y. and Gaye, S. (2019) Improvement of the Microalgae Harvest by the “Foaming-Scumming” Function of an Airlift Column. *Open Journal of Fluid Dynamics*, 9, 63-71.

<https://doi.org/10.4236/ojfd.2019.91004>

**Received:** January 25, 2019

**Accepted:** March 3, 2019

**Published:** March 6, 2019

Copyright © 2019 by author(s) and Scientific Research Publishing Inc.

This work is licensed under the Creative Commons Attribution International License (CC BY 4.0).

<http://creativecommons.org/licenses/by/4.0/>



Open Access

## Abstract

The aim of this research work is to valorize the microalgae grown-up in an Airlift column. The system of fluid circulation and mass transfer is based on the principle of interaction between gas bubbles and a liquid. Thus, this study focuses on the phenomenon of the determination of the vacuum rate, the size and the speed of the bubbles including the optimization of microalgae development within the culture process. In addition, this study tries to understand the close relationship between these phenomena, its environment and the microalgae cell. These studies were conducted on the operation of an Airlift column in aquaculture, mainly in freshwater [1]. However, other researchers [2] are interested in studying saline water. In conclusion, a series of experiments were carried out in order to evaluate the profitability of the Microflotation technique, as a method of separation and concentration in microalgae. These results are very interesting since they reveal that the efficiency of the column, for the foaming-skimming function, is greater by working with less significant air injections, which lead to a reduction in energy cost.

## Keywords

Vacuum Column, Microalgae, Vacuum Rate, Bubble Size, Bubble Speed

## 1. Introduction

In order to separate the particles with water, one of the most used processes is the flotation process. The principle of flotation is based on the adhesion of hy-

drophobic particles to air bubbles injected into the water. The foam, or scum, thus formed is then recovered, mainly by mechanic method. Hydrophilic particles do not bind to bubbles but tend to remain in suspension [3]. This technique is applied in many fields, including analytical chemistry, odor elimination, plastic separation and recycling, microalgae and microorganism harvesting, fruit juice clarification, etc. Due to the nature of the process, the bubble-particle interaction is fundamental. The effectiveness of the flotation will depend mainly on the ability of the bubbles to fix the particles contained in the water, and to transport them to a desired place.

The studied vacuum column allows a flotation, and recovers suspended particles that will be in the form of scum. This foam is recovered at the top of the column, using as previously stated, the double cone. The column will remove water microalgae. These microalgae have a size of the order of 2 to 30 microns. Obviously, it will also be able to eliminate larger particles, such as parasite eggs (about 50  $\mu\text{m}$  in size). Thus, the column is interesting in terms of biosecurity, in that it eliminates any form of parasitism in farms [4].

## 2. Description of the Vacuum Column

### Principle

An airlift depression column, or simply airlift, involves a two-phase flow, in other words a phenomenon of transport and exchange between the liquid phase and the gaseous phase (the gas bubbles) [5]. Minimally, it can be modeled as a column in which a partition has been introduced to channel the flow of the liquid and gaseous phases. The injection of gas is done in one of the compartments. It makes it possible to modify the apparent density and the expansion of the two-phase fluid, causing the circulation of the initially immobile liquid phase. An airlift is schematically divided into four compartments as shown in **Figure 1**.

- Compartment 1: aerated part where the fluids move in an upward movement;
- Compartment 2: change of circulation direction over the first compartment, the liquid goes down to compartment 3 while most of the gas escapes through the top of the column;
- Compartment 3: generally, non-aerated part where the liquid phase moves in a downward movement. The gas bubbles caused by the movement of the liquid and found in this compartment disturb its circulation by attempting to go up the column and create a phenomenon called “against airlift”;
- Compartment 4: change of the liquid movement direction returning to the first compartment where it is evacuated to an external system.

Compartments 1 and 3 are the place of the functionalities expected from the airlift. The compartments 2 and 4 are considered as simple collectors and distributors of fluid which generates the load losses.

The hydraulic operation of the airlift is depending on major criteria such as the geometry of the column, the type of diffuser and the nature of the fluids. The

choice of these criteria imposes the flow regime as well as the intensity of the desired functionalities of the system. **Figure 2** shows the apparatus of airlift.

### 3. Materials and Protocol Used

#### 3.1. Materials

The following materials are used in this research study:

- An analytical balance of the Balco brand with a precision of  $\pm 0.01$  mg,
- A centrifuge, Sigma brand with a working instruction around 5000 rpm,
- An oven, Labover brand with a working instruction at  $75^{\circ}\text{C}$ ,
- A salinometer, Fisher brand, for the control of salinity and water temperature, with a precision of  $\pm 0.1\text{‰}$  and  $\pm 0.1^{\circ}\text{C}$  respectively.

#### 3.2. Protocol Used

First, it will be necessary to identify a microalgae culture adapted to the needs of the experiment. We then take samples of the initial culture, a triplicate was taken. Then, system is started for one hour and all the parameters are set as following:

- The salinity of the water (0, 20 or 40‰);
- Particle size (2 - 10 or 50 - 150  $\mu\text{m}$ );
- The microalgae concentration (0.35, 0.45 or 0.80 g/L);
- The air flow (20, 40 or 60 L/min);
- The type of injector (open tube, fine or microporous diffuser);
- The volume of shellfish harvested (1, 10, 40 or 100 L).

After one hour of experimentation, the system is stopped and we take a sample of the Ecumat recovered with triplicate. These samples will be studied in the laboratory to determine the concentration of microalgae. Finally, we renew the experiment by varying one parameter at a time. The collect of the samples enable to calculate the concentration of microalgae. The concentration in g/L will be specified. Doing this in triplicate allows to obtain an average more reliable value. The Concentration effect, which is the ratio of the average concentration of the recovered moussate to the initial average concentration, is also calculated.

The template is used to format your paper and style the text. All margins, column widths, line spaces, and text fonts are prescribed; please do not alter them. You may note peculiarities. For example, the head margin in this template measures proportionately more than is customary. This measurement and others are deliberate, using specifications that anticipate your paper as one part of the entire journals, and not as an independent document. Please do not revise any of the current designations (**Figure 3**).

### 4. Results

#### 4.1. Effect of Air Flow on the Concentrator Effect

It can be observed that the increase of the airflow reduces the microalgae recovery efficiency. **Figure 4** presents the value of the concentrator effect according to the flow of air injected. The concentrator effect is better at low airflow.

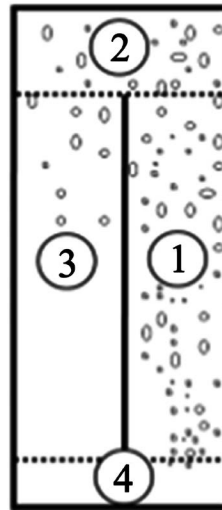


Figure 1. Schematic of airlift.

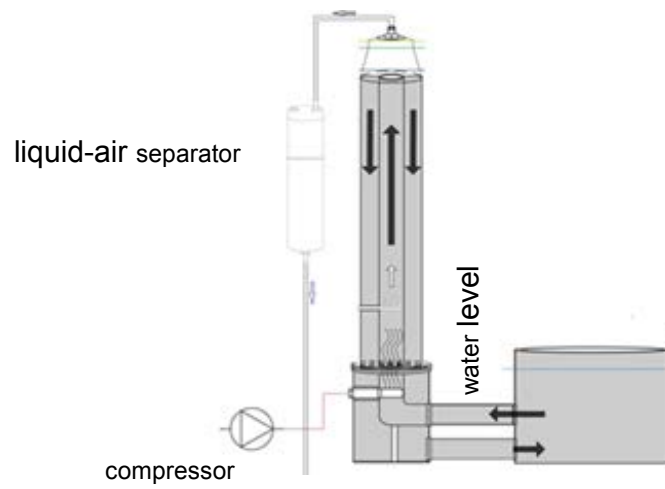

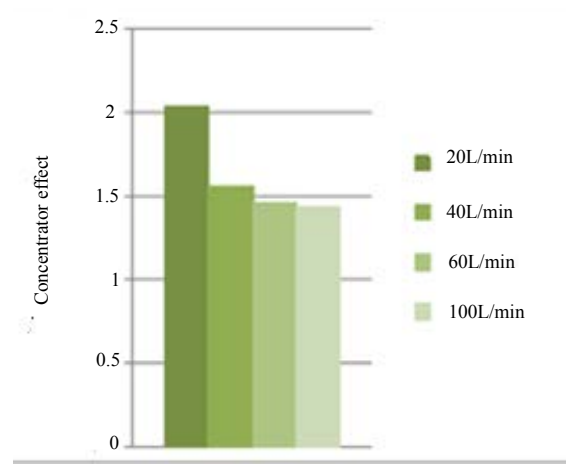


Figure 2. Airlift depression column.



(a) Water at the start (b) Ecumat obtained (c) Water at the end

Figure 3. (a) Samples of water at the start and (b) at the end of the experiment and (c) the extracted foam.



**Figure 4.** Value of the concentrator effect according to the flow of air injected.

Volumes of injected water [6] because the turbulence increases with the increase of the air flow. However, strong turbulence decreases the foam extraction efficiency. This result is interesting because it can be noted that the concentrator effect is maximum for a low energy cost.

Influence of diffuser on the size of the bubbles

**Figure 5** presents the concentrator effect based on bubble size. As expected, the recovery is most effective when bubble size decreases (**Figure 4**).

From **Figure 4**, it has been observed that the separation efficiency is maximum for little. Indeed, small bubbles facilitate the fixation of a wide range of particles. This finding has been demonstrated in many studies [7] [8] [9].

#### 4.2. Effect of Salinity on the Concentrator Effect

The increase in salinity improves the extraction efficiency of microalgae [10]. The cause of this improvement is the same as in the previous case as the salinity of the water prevents the coalescence of the air bubbles and therefore makes it possible to keep a very small bubble size [11] which, like as we have seen, improves the extraction efficiency of microalgae.

#### 4.3. Effect of Particle Size on the Concentrator Effect

**Figure 6** presents the effect of particle size on the concentrator effect. The size of the particles to be treated is important in the efficiency of the system. Indeed, a small particle size induces a better concentrating effect than with larger particles.

The results obtained are much improved because the concentrator effect value calculated with small particles is almost twice as large as with larger particles.

However, large particles tend to bias concentration results. Thus, the initial concentration would be lower than what was measured. The value of the concentrator effect is therefore biased.

#### 4.4. Effect of Starting Concentration

The starting concentration influences the microalgae concentration of the Ecu-

mat recovered (Figure 7). Concentrations obtained at the starting concentrations are almost proportional.

However, the concentrator effect differs somewhat but with not a clear trend given.

The initial concentration therefore does not play a determining role in the extraction efficiency of microalgae.

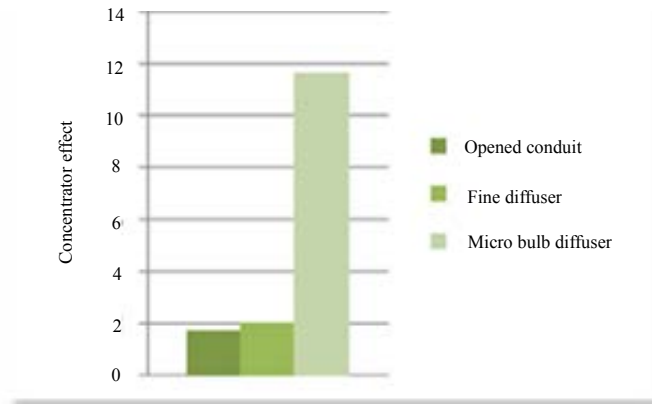


Figure 5. Concentrator effect value based on bubble size.

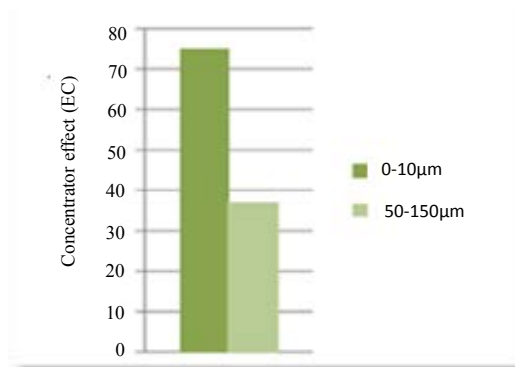


Figure 6. Concentrator effect value according to particle size.

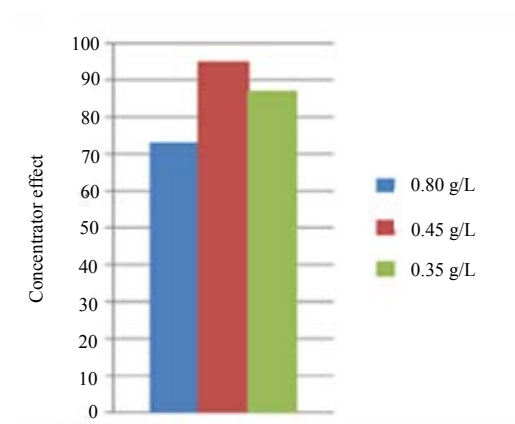


Figure 7. Concentration of the recovered foam as a function of the starting concentration.

#### 4.5. Effect of Volume of Recovered Foam

The amount of foam collected per hour of operation of the column necessarily acts on the capacity of the column to concentrate the microalgae. The lower the volume recovered, the more concentrated it will be.

#### 4.6. Economic Analysis

The results obtained previously made it possible to determine the parameters for an optimal operation of the column, [12] for the foaming-skimming function.

The parameters are as follows:

Air flow: 10 l/min,

Injector system: microbubble diffuser,

Salinity: 50‰,

Microalgae concentration: 0.80 g/L,

Microalgae size: 2 - 10  $\mu\text{m}$

From this, it is proposed to calculate the extraction cost per kg of microalgae harvested as a function of the volume extracted per hour (Figure 8).

In terms of efficiency, it is best to extract little volumes of foam, concentrated in microalgae. In terms of cost, it is the opposite, it is better to harvest large volumes. However, this study did not consider the costs associated with the treatment of foams such as the cost of the centrifuge (which is energetically very expensive), the cost of transportation and the cost of human labor. For these costs, the lower the volume extracted and concentrated, the lower the costs (Figure 9). These will have to be taken into account to determine the overall extraction cost.

The costs can be reduced by equipping the system with a suitable equipment, such as a dry pump that plays the dual role vacuum pump and compressor.

Contrary to the actual micro-flotation systems, the vacuum column has several advantages:

Eliminate the breakdowns occurring in mechanical filters, and thus extend the life of the system,

Eliminate the proliferation of bacteria as is the case in biological filters,

Eliminate the microorganisms of a wide range of size from the foam.

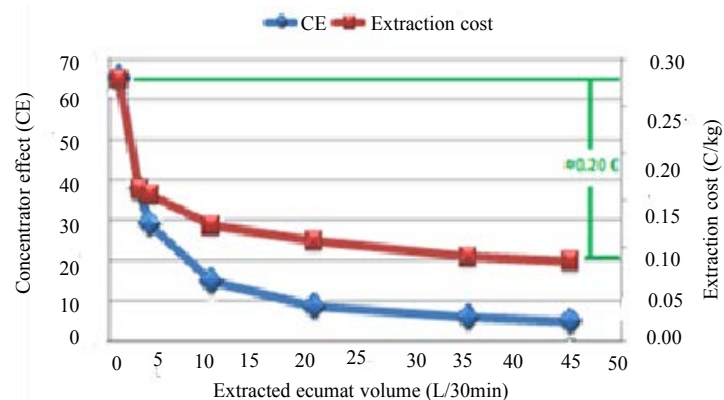
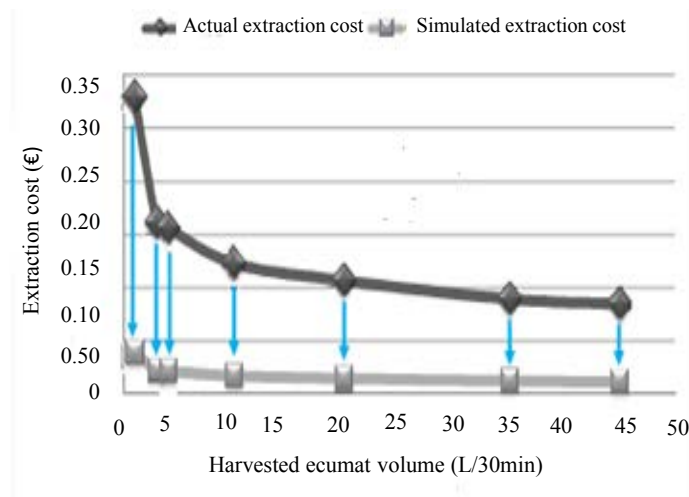


Figure 8. Concentrator effect and extraction cost based on extracted volume.



**Figure 9.** Comparison of extraction costs with or without adapted equipment.

## 5. Conclusions

Microalgae are now a research area to be explored due to their varied biochemical characteristics. Among of the thousands of species microalgae that exist, only a few hundred are conserved and studied by scientists and some ten are produced in industrial quantities. The fight against the greenhouse effect attracts the world to these microorganisms capable of consuming carbon dioxide present in the atmosphere. The production of biomass containing fatty acids is used for the production of biofuel, hydrogen biology and of molecules with high added value.

The airlift is a very innovative system that allows, in a simple, ecological, economical way with a low energy cost, to combine the different functions: pumping, mass transfer and foaming-scumming. However, the industrialization of such a CO<sub>2</sub> capture process requires the implementation of a performance control strategy allowing optimal efficiency: the implementation of a strategy for estimating the cell concentration and the development of robust control laws to maximize CO<sub>2</sub> consumption by microalgae.

## Conflicts of Interest

The authors declare no conflicts of interest regarding the publication of this paper.

## References

- [1] Awari, G.K., Ardhapurkar, P.M., Wakde, D.G. and Bhuyar, L.B. (2004) Performance Analysis of Airlift Pump Design. *Proceedings of the Institution of Mechanical Engineers, Part C: Journal of Mechanical Engineering Science*, **218**, 1155-1161. <https://doi.org/10.1243/0954406042369099>
- [2] Falkowski, P.G. and Raven, J.A. (2007) *Aquatic Photosynthesis*. 2nd Edition, Princeton University Press, Princeton.
- [3] Nguyen, A.V. (2007) Flotation. *Encyclopedia of Separation Science*, 1-27. <https://doi.org/10.1016/B0-12-226770-2/00071-5>



- 
- [4] Jacquety, J. (2007) Etude d'un système innovant et multifonctionnel de traitement de l'eau en circuit recirculé. Rapport de fin d'études DESTA, Intechmer/Cnam. DESTA/2007/07.
- [5] Parker, N.C. and Suttle, M.A. (1987) Design of Airlift Pumps for Water Circulation and Aeration in Aquaculture. *Aquacultural Engineering*, **6**, 97-110.  
[https://doi.org/10.1016/0144-8609\(87\)90008-2](https://doi.org/10.1016/0144-8609(87)90008-2)
- [6] Rubin, A.J., Cassell, E.A., Henderson, O., Johnson, J.D., Lamb, J.C. (1966) Microflotation: New Low Gas Flow Rate Foam Separation Technique for Bacteria and Algae. *Biotechnology and Bioengineering*, **8**, 135-150.
- [7] Cassell, E.A., Kaufman, K.M. and Matijević, E. (1975) The Effects of Bubble Size on Microflotation. *Water Research*, **9**, 1017-1024.  
[https://doi.org/10.1016/0043-1354\(75\)90095-0](https://doi.org/10.1016/0043-1354(75)90095-0)
- [8] Jameson, G.J. (1999) Hydrophobicity and Floc Density in Induced-Air Flotation for Water Treatment. *Colloids and Surfaces (A): Physicochemical and Engineering Aspects*, **151**, 269-281. [https://doi.org/10.1016/S0927-7757\(98\)00503-2](https://doi.org/10.1016/S0927-7757(98)00503-2)
- [9] Liu, S., Wang, Q., Ma, H., Huang, P., Li, J. and Kikuchi, T. (2010) Effect of Micro-Bubbles on Coagulation Flotation Process of Dyeing Wastewater. *Separation and Purification Technology*, **71**, 337-346.  
<https://doi.org/10.1016/j.seppur.2009.12.021>
- [10] Moran, D. (2010) Carbon Dioxide Degassing in Fresh and Saline Water. I: Degassing Performance of a Cascade Column. *Aquacultural Engineering*, **43**, 29-36.  
<https://doi.org/10.1016/j.aquaeng.2010.05.001>
- [11] Martín, M., Montes, F.J. and Galán, M.A. (2009) Mass Transfer from Oscillating Bubbles in Bubble Column Reactors. *Chemical Engineering Journal*, **151**, 79-88.  
<https://doi.org/10.1016/j.cej.2009.01.046>
- [12] Barrut, B. (2011) Etude et optimisation du fonctionnement d'une colonne airlift à dépression appliquée à l'aquaculture, 137.