

# Torsional Vibrations of Coated Hollow Poroelastic Spheres

Syed Ahmed Shah<sup>1</sup>, Chinta Nageswaranath<sup>2</sup>, Modem Ramesh<sup>3</sup>, Mangipudi Venkata Ramana-murthy<sup>4</sup>

<sup>1</sup>Department of Mathematics, Deccan College of Engineering and Technology, Hyderabad, India

<sup>2</sup>Department of Mathematics, Vardhaman College of Engineering, Hyderabad, India

<sup>3</sup>Department of Mathematics, College of Technology, Osmania University, Hyderabad, India

<sup>4</sup>Department of Mathematics, Osmania University, Hyderabad, India

Email: ahmed\_shah67@yahoo.com

**How to cite this paper:** Shah, S.A., Nageswaranath, C., Ramesh, M. and Ramana-murthy, M.V. (2017) Torsional Vibrations of Coated Hollow Poroelastic Spheres. *Open Journal of Acoustics*, 7, 18-26.

<https://doi.org/10.4236/oja.2017.71003>

**Received:** February 28, 2017

**Accepted:** March 28, 2017

**Published:** March 31, 2017

Copyright © 2017 by authors and Scientific Research Publishing Inc. This work is licensed under the Creative Commons Attribution International License (CC BY 4.0).

<http://creativecommons.org/licenses/by/4.0/>



Open Access

---

## Abstract

Torsional vibrations of coated hollow poroelastic spheres are studied employing Biot's theory of wave propagation in poroelastic solid. The dilatations of solid and liquid media are zero, therefore the frequency equation of torsional vibrations is same both for a permeable and an impermeable surface. The coated poroelastic sphere consists of an inner hollow poroelastic sphere bounded by and bonded to a sphere made of distinct poroelastic material. The inner sphere is designated as core and outer sphere as casing. Core and casing are bonded at the curved surfaces. The inner and outer boundaries of the coated hollow poroelastic sphere are free from stress and at the interface of core and casing the displacement and stresses are continuous. It is assumed that the each material of coated sphere is homogeneous and isotropic. The frequency equation of torsional vibrations of a coated poroelastic hollow sphere is obtained when the material of the core vanishes. Also a coated poroelastic solid sphere is obtained as the limiting case of the frequency equation of coated hollow poroelastic sphere when the inner radius of core approaches to zero. Non-dimensional frequency as a function of ratio of thickness of core to that of inner radius of core is determined and analyzed. It is observed that the frequency and dispersion increase with the increase of the thickness of the coating.

## Keywords

Coated poroelastic Sphere, Torsional Vibrations, Permeable Surface, Impermeable Surface, Frequency Equation, Dissipation, Mode of Vibration

---

## 1. Introduction

Wave propagation is the phenomenon of energy transfer. Due to stress wave

propagation the cracks are developed at the surface. To avoid the development of cracks on the surface of the material, the coating is provided on the material. Coating material is chosen with good tribological properties. The nature of contact between different components determines the state of stress which controls the fretting. The coating delays the crack initiation and retards the crack propagation. Paul [1] studied the radial vibrations of spheres of poroelastic material. Tajuddin [2] studied the torsional vibrations of finite composite poroelastic cylinders with two concentric cylindrical layers having a common curved surface and a solid composite poroelastic cylinder bonded end to end. Wisse *et al.* [3] presented the experimental results of guided wave modes in porous cylinders. Herbert Uberall [4] discussed the circumferential phase velocities for empty and fluid immersed spherical shells. Ahmed Shah and Tajuddin [5] studied the stress wave propagation in fluid filled poroelastic hollow spheres and made a comparison with stress wave propagation in empty poroelastic hollow spheres. Sharma *et al.* [6] studied three dimensional stress free vibrations of viscothermoelastic hollow sphere. They showed that toroidal motion gets decoupled from rest of the motion and remains unaffected to temperature variations along with some other particular cases. Shanker *et al.* [7] presented the analysis of poroelastic composite hollow spheres along with particular cases wherein rigid core and casing are considered.

In the present analysis, torsional vibrations of coated hollow poroelastic spheres are studied. The dilatations of solid and liquid media are zero, hence the liquid pressure developed in solid-liquid aggregate is zero so that the frequency equation of torsional vibrations is same both for a permeable and an impermeable surface. The frequency equation of a coated poroelastic solid sphere is obtained as a limiting case of coated poroelastic hollow sphere. The plots of frequency as a function of ratio of thickness of core to inner radius are presented for two types of coated hollow poroelastic spheres. There is increase in dispersion with the increase in thickness of the coating for the considered coated sphere. The torsional waves are non dispersive in thin coated poroelastic hollow sphere. The results of purely elastic solid are shown as a special case.

The study of torsional vibrations of elastic solid is important in several fields, e.g., soil mechanics, transmission of power through shafts with flange at the end as integral part of the shaft. It is now recognized that virtually no high-speed equipment can be properly designed without obtaining solution to what are essentially lateral or torsional vibration problems. Examples of torsional vibrations are vibrations in gear train and motor-pump shafts. Thus, from engineering point of view the study of torsional vibrations has greater interest. Such vibrations, for example, are used in delay lines. Further, based on reflections and refractions during the propagation of a pulse imperfection can be identified. This investigation is particularly applicable in Bio-Mechanics to identify and study the cracks in bones.

## 2. Governing Equations

The equations of motion of a poroelastic solid [8] in presence of dissipation (b)

are

$$\begin{aligned} N\nabla^2\mathbf{u}+(A+N)\nabla e+Q\nabla\epsilon &= \frac{\partial^2}{\partial t^2}(\rho_{11}\mathbf{u}+\rho_{12}\mathbf{U})+b\frac{\partial}{\partial t}(\mathbf{u}-\mathbf{U}), \\ Q\nabla e+R\nabla\epsilon &= \frac{\partial^2}{\partial t^2}(\rho_{12}\mathbf{u}+\rho_{22}\mathbf{U})-b\frac{\partial}{\partial t}(\mathbf{u}-\mathbf{U}), \end{aligned} \quad (1)$$

where  $\nabla^2$  is the Laplace operator,  $\mathbf{u}=(u,v,w)$  and  $\mathbf{U}=(U,V,W)$  are displacements of solid and liquid respectively,  $e$  and  $\epsilon$  are the dilatations of solid and liquid;  $A, N, Q, R$  are all poroelastic constants and  $\rho_{jk}$  ( $j,k=1,2$ ) are the mass coefficients following [8]. The poroelastic constants  $A, N$  correspond to familiar Lamé's constants in purely elastic solid. The coefficient  $N$  represents the shear modulus of the solid. The coefficient  $R$  is a measure of the pressure required on the liquid to force a certain amount of the liquid into the aggregate while total volume remains constant. The coefficient  $Q$  represents the coupling between the volume change of the solid to that of liquid. The stresses  $\sigma_{jk}$  and the liquid pressure  $s$  of the poroelastic solid are

$$\begin{aligned} \sigma_{jk} &= 2Ne_{jk}+(Ae+Q\epsilon)\delta_{jk}, \quad (j,k=r,\theta,\psi) \\ s &= Qe+R\epsilon, \end{aligned} \quad (2)$$

where  $\delta_{jk}$  is the well-known Kronecker delta function and  $e_{jk}$  are the strain components of poroelastic solid.

### 3. Solution of the Problem

Let  $(r,\theta,\psi)$  be spherical polar co-ordinates. Consider a coated (composite) hollow poroelastic sphere, in which the core (inner sphere) and the coating (outer sphere) each are homogeneous and isotropic. The inner radius of core is  $r_1$  and the outer radius of casing is  $r_2$  and also the interface lie at  $r=a$ . The poroelastic hollow sphere of one material is bounded by and bonded to a spherical coating of different material. The physical parameters related to core are denoted by  $*$  as a super script. For example, the shear modulus of coating is  $N$  and the core is  $N^*$ . The outer and inner surfaces of the coated poroelastic sphere are free from stress and at the interface, the stresses and displacements are continuous. For torsional vibrations, the only non-zero displacement components of the solid and liquid media are  $\mathbf{u}=(0,v,0)$ ,  $\mathbf{U}=(0,V,0)$  respectively. These displacements are functions of  $r$  and time  $t$ . When  $u=0$ ,  $w=0$  and  $v$  is a function of  $r$  and time  $t$ , the equations of motion (1) in spherical polar form reduces to

$$\begin{aligned} N\nabla^2v &= \frac{\partial^2}{\partial t^2}(\rho_{11}v+\rho_{12}V)+b\frac{\partial}{\partial t}(v-V), \\ 0 &= \frac{\partial^2}{\partial t^2}(\rho_{12}v+\rho_{22}V)-b\frac{\partial}{\partial t}(v-V). \end{aligned} \quad (3)$$

where  $\nabla^2 = \frac{\partial^2}{\partial r^2} + \frac{2}{r} \frac{\partial}{\partial r}$ .

Let the propagation mode shapes of solid and liquid  $v$  and  $V$  are

$$v = f(r)e^{i\omega t}, \quad V = F(r)e^{i\omega t}, \quad (4)$$

here  $\omega$  is the frequency of wave and  $i$  is complex unity or  $i^2 = -1$ . Substitution of Equation (4) in Equation (3) results in

$$\begin{aligned} N\Delta f &= -\omega^2 (K_{11}f + K_{12}F), \\ 0 &= -\omega^2 (K_{12}f + K_{22}F), \end{aligned} \quad (5)$$

where

$$\Delta = \frac{d^2}{dr^2} + \frac{2}{r} \frac{d}{dr}, \quad K_{11} = \rho_{11} - \frac{ib}{\omega}, \quad K_{12} = \rho_{12} + \frac{ib}{\omega}, \quad K_{22} = \rho_{22} - \frac{ib}{\omega}. \quad (6)$$

The second equation of (5) gives

$$F = -K_{12}K_{22}^{-1}f. \quad (7)$$

Using Equation (7) into first equation of (5), we obtain

$$\left[ \frac{d^2}{dr^2} + \frac{2}{r} \frac{d}{dr} + \xi_3^2 \right] f = 0, \quad (8)$$

where  $\xi_3^2$  and  $V_3^2$  are

$$\xi_3^2 = \frac{\omega^2}{V_3^2}, \quad V_3^2 = \frac{NK_{22}}{K_{11}K_{22} - K_{12}^2}. \quad (9)$$

In Equation (9),  $V_3$  is shear wave velocity [8] and  $K_{11}$ ,  $K_{12}$ ,  $K_{22}$  are defined in Equation (6). Equation (8) is an equation that can be reduced to Bessel's differential equation of fractional order. Hence the solution of Equation (8) is

$$f(r) = C_1 j_0(\xi_3 r) + C_2 y_0(\xi_3 r), \quad (10)$$

where  $C_1$  and  $C_2$  are constants and  $j_n$ ,  $y_n$  are Spherical Bessel functions of first and second kind respectively ( $n$  is the order of spherical harmonic).

Thus the displacement of solid is

$$v = [C_1 j_0(\xi_3 r) + C_2 y_0(\xi_3 r)] e^{i\omega t}. \quad (11)$$

From Equation (4), it can be seen that the normal strains  $e_{rr}$ ,  $e_{\theta\theta}$  and  $e_{\psi\psi}$  are all zero. Therefore the dilatations of solid and liquid media each is zero. Hence the liquid pressure  $s$  developed in solid-liquid aggregate following Equation (2) is identically zero. Accordingly for torsional vibrations no distinction between a permeable and an impermeable surface is made. Considering the boundary to be stress free, the frequency equation obtained for torsional vibrations is same for both permeable and impermeable surfaces. When  $u = 0$ ,  $w = 0$  and  $v$  is a function of  $r$  and time  $t$ , the only non-zero stress  $s_{r\theta}$  for solid is

$$\sigma_{r\theta} = N \left[ \frac{\partial v}{\partial r} - \frac{v}{r} \right]. \quad (12)$$

The stresses and displacements of solid for the outer spherical shell (coating) and inner spherical shell (core) are

$$\begin{aligned}
 \sigma_{r\theta} &= [C_1 M_{11}(r) + C_2 M_{12}(r)] e^{i\omega t}, \\
 \sigma_{r\theta}^* &= [D_1 M_{23}(r) + D_2 M_{24}(r)] e^{i\omega t}, \\
 \sigma_{r\theta} - \sigma_{r\theta}^* &= [C_1 M_{31}(r) + C_2 M_{32}(r) + D_1 M_{33}(r) + D_2 M_{34}(r)] e^{i\omega t}, \\
 v - v^* &= [C_1 M_{41}(r) + C_2 M_{42}(r) + D_1 M_{43}(r) + D_2 M_{44}(r)] e^{i\omega t},
 \end{aligned}
 \tag{13}$$

where the elements  $M_{jk}(r)$  are

$$\begin{aligned}
 M_{11}(r) &= -N \xi_3 j_1(\xi_3 r) - \frac{N}{r} j_0(\xi_3 r), \\
 M_{12}(r) &= -N \xi_3 y_1(\xi_3 r) - \frac{N}{r} y_0(\xi_3 r), \\
 M_{13}(r) &= 0, \quad M_{14}(r) = 0, \\
 M_{21}(r) &= 0, \quad M_{22}(r) = 0, \quad M_{23}(r) = -N^* \xi_3^* j_1(\xi_3^* r) - \frac{N^*}{r} j_0(\xi_3^* r), \\
 M_{24}(r) &= -N^* \xi_3^* y_1(\xi_3^* r) - \frac{N^*}{r} y_0(\xi_3^* r), \\
 M_{31}(r) &= M_{11}(r), \quad M_{32}(r) = M_{12}(r), \\
 M_{33}(r) &= -M_{23}(r), \quad M_{34}(r) = -M_{24}(r), \\
 M_{41}(r) &= j_0(\xi_3 r), \quad M_{42}(r) = y_0(\xi_3 r), \\
 M_{43}(r) &= -j_0(\xi_3^* r), \quad M_{44}(r) = -y_0(\xi_3^* r).
 \end{aligned}
 \tag{14}$$

### 4. Frequency Equation

Outer and inner surfaces of the coated hollow poroelastic sphere are assumed to be free from stress and at the interface, the stresses and displacements are continuous. Thus the boundary conditions for the considered problem are

$$\begin{aligned}
 \sigma_{r\theta} &= 0, \quad s = 0, \quad \text{at } r = r_2, \\
 \sigma_{r\theta}^* &= 0, \quad s^* = 0, \quad \text{at } r = r_1, \\
 \sigma_{r\theta} - \sigma_{r\theta}^* &= 0, \quad v - v^* = 0, \quad s - s^* = 0, \quad \text{at } r = a.
 \end{aligned}
 \tag{15}$$

Since the considered vibrations are shear vibrations, the dilatations of solid and liquid media each is zero, thereby liquid pressures in outer and inner poroelastic spherical shells  $s$  and  $s^*$  developed in solid-liquid aggregate will be identically zero and no distinction between pervious and impervious surface is made. Thus by using the boundary conditions (15) and eliminating the constants  $C_1, C_2, D_1, D_2$  we get the frequency equation

$$\begin{vmatrix}
 M_{11}(r_2) & M_{12}(r_2) & 0 & 0 \\
 0 & 0 & M_{23}(r_1) & M_{24}(r_1) \\
 M_{31}(a) & M_{32}(a) & M_{33}(a) & M_{34}(a) \\
 M_{41}(a) & M_{42}(a) & M_{43}(a) & M_{44}(a)
 \end{vmatrix} = 0.
 \tag{16}$$

In Equation (16), the elements  $M_{jk}(r)$  are defined in Equation (14).

Now we consider two particular cases of the frequency Equation (16) in the following:

(i) When inner radius of core approaches to zero, the considered problem reduces to the problem of torsional wave propagation in solid coated poroelastic

sphere. In this case, the frequency Equation (16) under suitable boundary conditions reduce to

$$\begin{vmatrix} M_{11}(r_2) & M_{12}(r_2) & 0 \\ M_{31}(a) & M_{32}(a) & M_{33}(a) \\ M_{41}(a) & M_{42}(a) & M_{43}(a) \end{vmatrix} = 0, \quad (17)$$

where the elements  $M_{jk}(r)$  are defined in Equation (14).

(ii) When the poroelastic material of the core vanishes, the considered problem reduces to the problem of torsional wave propagation in hollow poroelastic sphere and the frequency Equation (16) or (17) under suitable boundary conditions, reduce to

$$\begin{vmatrix} M_{11}(r_2) & M_{12}(r_2) \\ M_{31}(a) & M_{32}(a) \end{vmatrix} = 0. \quad (18)$$

By using the following relations [9]

$$\begin{aligned} j_0(z) &= \frac{\sin z}{z}, & j_1(z) &= \frac{\sin z}{z^2} - \frac{\cos z}{z}, \\ y_0(z) &= -\frac{\cos z}{z}, & y_1(z) &= -\frac{\cos z}{z^2} - \frac{\sin z}{z}, \end{aligned} \quad (19)$$

Equation (18) is simplified to the form [Equation (17), Bulletin of Calcutta Mathematical Society, Volume.103, pp.161-170] presented in and studied by Ahmed Shah and Tajuddin [10].

## 5. Normalization of Frequency Equation

For the purpose of analysis of the frequency Equation (16), we consider a non-dissipative medium where  $b = 0$ . It is convenient to introduce the following non-dimensional variables:

$$b_4 = \frac{N^*}{H^*}, \quad a_4 = \frac{N}{H^*}, \quad \tilde{z} = \left( \frac{V_0^*}{V_3} \right)^2, \quad \tilde{z}^* = \left( \frac{V_0^*}{V_3} \right)^2, \quad \Omega = \frac{\omega h}{C_0^*}, \quad g_2 = \frac{r_2}{a}, \quad g_1 = \frac{a}{r_1}, \quad (20)$$

where  $H^* = P^* + 2Q^* + R^*$ . Also  $C_0^*$  and  $V_0^*$  are reference velocities ( $C_0^{*2} = N^*/\rho^*$ ,  $V_0^{*2} = H^*/\rho^*$ ) with  $\rho^* = \rho_{11}^* + 2\rho_{12}^* + \rho_{22}^*$ . The non dimensional form of frequency Equation (16) with the help of Equation (20) consists of non-dimensional frequency as a function of  $g_1$  and  $g_2$ . Coated poroelastic hollow spheres with thin, moderately thick and thick coating are considered. Parameters of two types of coated poroelastic hollow spheres are used to compute the frequency as a function of ratio of thickness of core to inner radius. These coated poroelastic hollow spheres are designated as “coated sphere-I” and “coated sphere-II”. Poroelastic hollow sphere made of water saturated sandstone [11] is coated with sandstone saturated with kerosene [12] and this coated poroelastic sphere is designated as coated sphere-I. Poroelastic hollow sphere made of kerosene saturated sandstone is coated by sandstone saturated with water and this coated poroelastic sphere is designated as coated sphere-II. The non-dimensionalised physical parameters of these coated poroelastic spheres are given below:

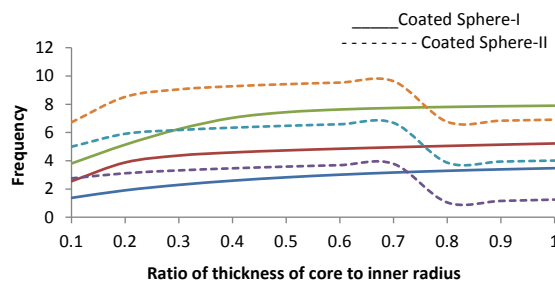
Material Parameter	$a_4$	$b_4$	$\tilde{z}$	$\tilde{z}^*$
Coated Sphere-I	0.123	0.412	7.183	2.129
Coated Sphere-II	0.780	0.234	1.142	3.851

### 6. Numerical Results and Discussion

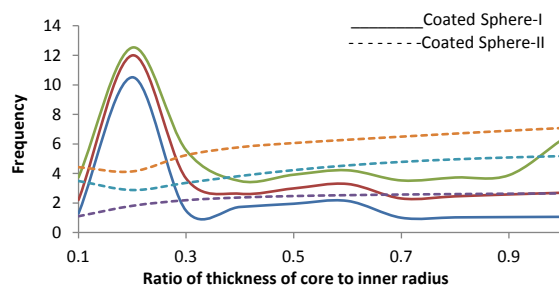
Frequency equation of coated poroelastic spheres (16) is non-dimensionalised. For a given poroelastic material, Equation (16) constitutes a relation between non-dimensional frequency and ratio of thickness of core to inner radius for fixed values of  $g_2$ . Different values of  $g_2$ , viz., 1.1, 1.5 and 3.0 are taken for numerical computation. These values of  $g_2$  represent thin coating, moderately thick coating and thick coating respectively. Since stress wave propagation is the phenomenon of energy transfer, hence it plays a major role in fretting.

The phase frequency first three modes of coated poroelastic spheres-I and II are presented in **Figure 1** for thin coating. From **Figure 1** it is clear that the frequency of coated poroelastic sphere-I is less than that of coated poroelastic sphere-II when  $0.1 < h/r_1 < 0.75$ . Then beyond  $h/r_1 = 0.75$ , the frequency of poroelastic sphere-II is less than that of the sphere-I. The first three modes in coated sphere-I and II are non-dispersive; and the frequency is almost constant or there is a small variation.

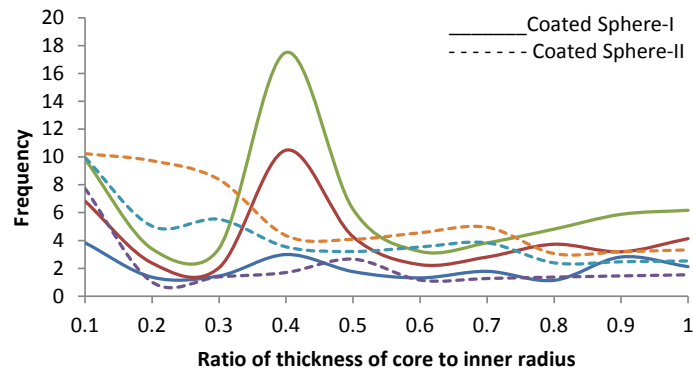
**Figure 2** shows the frequency of moderately thick coated spheres-I and II where we see that the frequency of coated sphere-I is more than coated sphere-II for each of the first three modes in  $0.1 < h/r_1 < 0.3$  and beyond  $h/r_1 = 0.3$ , the frequency of coated sphere-II is more than that of coated sphere-I. Also we see that the first three modes in coated sphere-II are non-dispersive while these are dispersive in coated sphere-I. The frequencies of thick coated sphere-I and II are presented in **Figure 3** and here we see that the first three modes in coated



**Figure 1.** Frequency as a function of  $h/r_1$  (Thin Coating).



**Figure 2.** Frequency as a function of  $h/r_1$  (Moderately Thick Coating).



**Figure 3.** Frequency as a function of  $h/r_1$  (Thick Coating).

sphere-I and II are dispersive. Hence it can be concluded that modes are non dispersive in thin coated spheres and as the thickness increases, the modes become dispersive. We also see there is increase in the frequency with the increase in thickness of the coating.

## References

- [1] Paul, S. (1976) A Note on the Radial Vibrations of a Sphere of Poroelastic Material. *Indian Journal of Pure and Applied Mathematics*, **7**, 469-475.
- [2] Tajuddin, M. (1982) Torsional Vibrations of Finite Composite Poroelastic Cylinders. *Indian Journal of Pure and Applied Mathematics*, **13**, 375-381.
- [3] Wisse, C.J., Smeulders, D.M.J., van Dongen, M.E.H. and Chao, G. (2002) Guided Wave Modes in Porous Cylinders: Experimental results. *The Journal of the Acoustical Society of America*, **112**, 890-895. <https://doi.org/10.1121/1.1497621>
- [4] Uberall, H., Claude Ahyi, A., Raju, P.K., Bjorno, K. and Bjorno, L. (2002) Circumferential-Wave Phase Velocities for Empty, Fluid-Immersed Spherical Metal Shells. *The Journal of the Acoustical Society of America*, **112**, 2713-2720. <https://doi.org/10.1121/1.1512290>
- [5] Ahmed Shah, S. and Tajuddin, M. (2011) On Axially Symmetric Vibrations of Fluid Filled Poroelastic Spherical Shells. *Open Journal of Acoustics*, **1**, 15-26. <https://doi.org/10.4236/oja.2011.12003>
- [6] Sharma, J.N., Sharma, D.K. and Dhaliwal, S.S. (2012) Three-Dimensional Free Vibration Analysis of a Viscothermoelastic Hollow Sphere. *Open Journal of Acoustics*, **2**, 12-24. <https://doi.org/10.4236/oja.2012.21002>
- [7] Shanker, B., NageswaraNath, C., Ahmed Shah, S. and Manoj Kumar, J. (2013) Vibration Analysis of a Poroelastic Composite Hollow Sphere. *Acta Mechanica*, **224**, 327-341. <https://doi.org/10.1007/s00707-012-0762-5>
- [8] Biot, M.A., (1956) Theory of Propagation of Elastic Waves in Fluid-Saturated Poroelastic Solid. *The Journal of the Acoustical Society of America*, **28**, 168-178. <https://doi.org/10.1121/1.1908239>
- [9] Abramowitz, A. and Stegun, I.A. (1965) Handbook of Mathematical Functions. National Bureau of Standards, Washington DC.
- [10] Ahmed Shah, S. and Tajuddin, M. (2011) Torsional Vibrations of Thick-Walled Hollow Poroelastic Spheres. *Bulletin of Calcutta Mathematical Society*, **103**, 161-170.
- [11] Yew, C.H. and Jogi, P.N. (1976) Study of Wave Motions in Fluid-Saturated Porous



Rocks. *The Journal of the Acoustical Society of America*, **60**, 2-8.

<https://doi.org/10.1121/1.381045>.

- [12] Fatt, I. (1959) The Biot-Willis Elastic Coefficients for a Sandstone. *Journal of Applied Mechanics*, **26**, 296-297.



**Submit or recommend next manuscript to SCIRP and we will provide best service for you:**

Accepting pre-submission inquiries through Email, Facebook, LinkedIn, Twitter, etc.

A wide selection of journals (inclusive of 9 subjects, more than 200 journals)

Providing 24-hour high-quality service

User-friendly online submission system

Fair and swift peer-review system

Efficient typesetting and proofreading procedure

Display of the result of downloads and visits, as well as the number of cited articles

Maximum dissemination of your research work

Submit your manuscript at: <http://papersubmission.scirp.org/>

Or contact [oja@scirp.org](mailto:oja@scirp.org)